

Features



Super bright Epistar SMD2835 is used for IPAD LED Flood Light series to provide most efficient lighting possible.

- Small size as an iPad
- Great energy-saving effect for led slim flood light save energy by over 70% comparing with traditional lamps.
- IP65 waterproof grade, suitable for outdoor use.
- Fixtures come with a yoke-style arm can be positioned in
- Almost any angle and a variety of application settings.
- Power: 10W, 20W, 30W, 50W version

Replacement Table


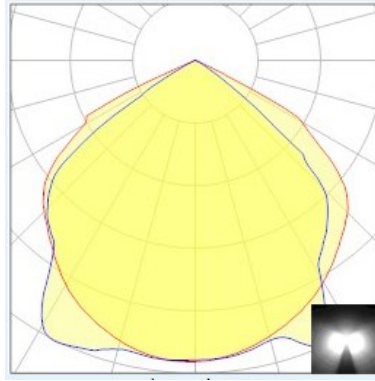
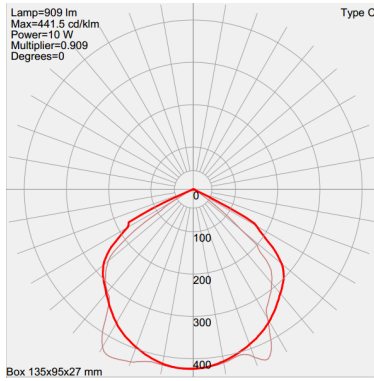
LED Flood Light	Metal Halide	CFL
10W	35W	15W
20W	50W	30W
30W	75W	50W
50W	100W	80W

Application

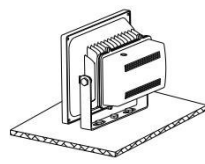


- * Building Accent Lighting
- * Landscape Lighting
- * Security Lighting
- * Parking Lot Lighting
- * Area Lighting
- * Storage Area Lighting
- * Sign Lighting

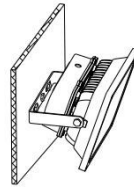
Light Distribution Curve



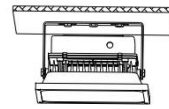
Installation



Ground



Wall Mount

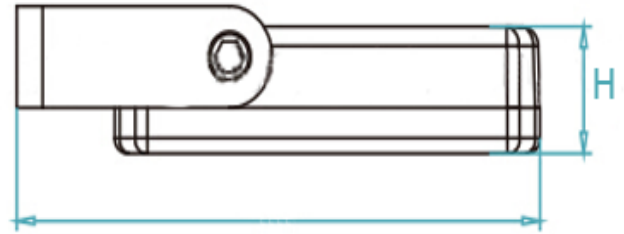
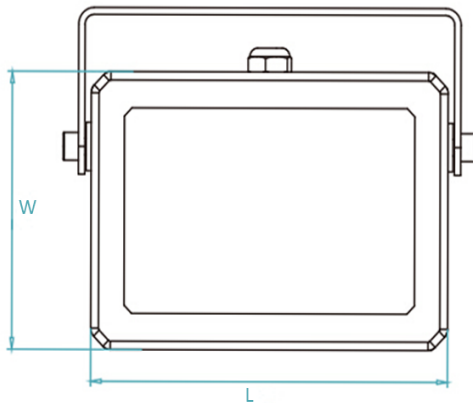


Ceiling Mount

Spec Data Sheet

SKU	WQF-FG10W11	WQF-FG20W11	WQF-FG30W11	WQF-FG50W11
Power	10W	20W	30W	50W
Lumen	900 lm	1800 lm	2700 lm	4500 lm
Power factor	>0.90	>0.90	>0.90	>0.90
Input voltage	85-265V AC	85-265V AC	85-265V AC	85-265V AC
CCT	2700K ~ 7000K			
CRI	Ra>80			
Luminous efficiency	90-100 lm/w			
LED brand	Epistar SMD 2835			
Housing color	Black			
IP grade	IP65			
Beam angle	120°			
Material	Aluminum			
Working temperature	-30°C ~ +45°C			
Lifespan	50000 Hours			
Warranty	3 Year			

Product Dimension



SKU	WQF-FG10W11	WQF-FG20W11	WQF-FG30W11	WQF-FG50W11
Size: L*W*H	130*95*27mm	185*135*33mm	230*167*40mm	230*167*40mm

Product Packing

SKU	Power	PCS/CTN	Net Weight	Gross Weight	CBM
WQF-FG10W11	10W	20	0.5 KG	10 KG	560*260*230 mm \approx 0.033 m ³
WQF-FG20W11	20W	12	1 KG	12 KG	495*390*250 mm \approx 0.048 m ³
WQF-FG30W11	30W	8	1.7 KG	13.6 KG	480*415*305 mm \approx 0.061 m ³
WQF-FG50W11	50W	8	1.7 KG	13.6 KG	500*315*335 mm \approx 0.053 m ³

Precautions

Installation:

Please read the installation instructions carefully before installation, and follow the prompts to strict specifications to operate

1. Make sure that power is turned off before installation to ensure safety.
2. By mounting holes on the mounting bracket product can be directly screwed to the mounting pole or wall mounting.
3. After fixing a good product, you can slightly loosen the screws on both sides of the bracket, and then convert the bracket to adjust the illumination angle of the lamp.
4. Working environment temperature $-25\text{ }^{\circ}\text{C}$ --- $+45\text{ }^{\circ}\text{C}$. Humidity: 10% -90% RH.
5. Wiring joints, please do the installation of lighting waterproof seal 5. measures to prevent water and drain.
6. The non-dimming lighting fixtures, do not connect with any standard dimmer.
7. Please find a professional electrician to install, greeting connect wiring according to instructions on the label, make sure that a good grounding.

Caution:

1. This product is LED lamps protection class IP65, it is not suitable for swimming pools or other underwater sites.
2. To ensure proper use, please do not change the LED lamp structure. Any adverse please contact the manufacturer sales staff.
3. Regular cleaning of the floodlight glass, in order to maintain good lighting translucent.
4. regularly floodlight housing and radiator dust cleaning, in order to maintain good heat dissipation.

Packaging, transportation and storage requirements:

1. Product and packaging have corresponding clearly marked, do not mix mix;
2. Transport outside the box in strict accordance with the standard, sealing, taping, labeling paste (product name, quantity and other information);
3. Storage Requirements: Be careful not to drop the heavy beat and dumping, severe stress within the glass may shatter;
4. Storage period: 3 years after the deadline must be qualified after re-examining longer be used.