



Super bright Epistar/Epileds COB LED is used for Economical LED Flood Light series to provide most efficient lighting possible.

Application



Features

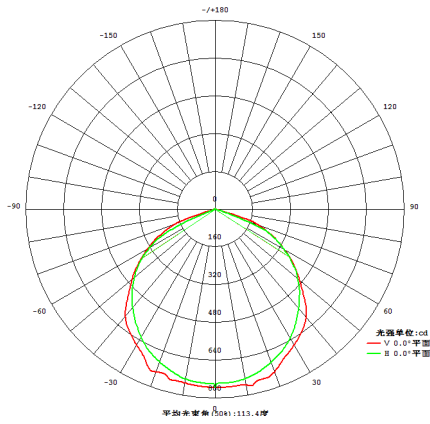
- Save electricity bill. Save over 65% on electricity bill.
- Maintenance Free. Extremely long lifetime, save labor cost to replace bulbs with short lifespan.
- Waterproof, IP65.
- Fixtures come with a yoke-style arm can be positioned in almost any angle and a variety of application settings.
- Durable housing. Rugged die-cast aluminum, scratch and fade resistant.

Replacement Table

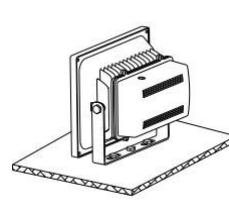
LED Flood Light	Metal Halide	CFL
10W	35W	15W
20W	50W	30W
30W	75W	50W
50W	100W	80W

- * Building Accent Lighting
- * Landscape Lighting
- * Security Lighting
- * Parking Lot Lighting
- * Area Lighting
- * Storage Area Lighting
- * Sign Lighting

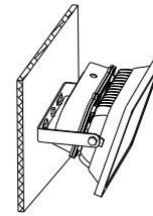
Light Distribution Curve



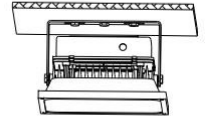
Installation



Ground Mount



Wall Mount

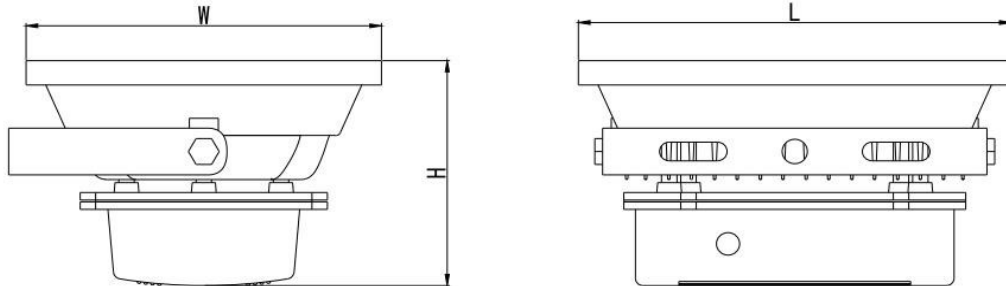


Ceiling Mount

Specs Data Sheet

SKU	WQF-FG10W01	WQF-FG20W01	WQF-FG30W01	WQF-FG50W01
Power	10W	20W	30W	50W
Lumen	800 lm	1600 lm	2400 lm	4000 lm
Power factor	>0.90	>0.90	>0.90	>0.90
Input voltage	85-265 VAC	85-265 VAC	85-265 VAC	85-265 VAC
CCT	2700K ~ 7000K			
CRI	Ra>70			
Luminous efficiency	80 lm/w			
LED brand	Epistar/ Epileds COB			
Housing color	Silver ; Black			
IP grade	IP65			
Beam angle	120° ; 60°			
Material	Aluminum			
Working temperature	-30°C ~ +45°C			
Lifespan	50000 Hours			
Warranty	3 Year			

Product Dimension



SKU	WQF-FG10W01	WQF-FG20W01	WQF-FG30W01	WQF-FG50W01
Power	10W	20W	30W	50W
Size: L*W*H	130*115*82 mm	180*157*100 mm	225*197*122 mm	288*235*132 mm

Product Packing

SKU	Power	PCS/CTN	Net Weight	Gross Weight	CBM
WQF-FG10W01	10W	20	0.4 KG	10 KG	560*260*230 mm \approx 0.033 m ³
WQF-FG20W01	20W	12	0.8 KG	12 KG	495*390*250 mm \approx 0.048 m ³
WQF-FG30W01	30W	8	1.5 KG	14 KG	480*415*305 mm \approx 0.061 m ³
WQF-FG50W01	50W	4	2.5 KG	11.5 KG	500*315*335 mm \approx 0.053 m ³

Precautions

Installation:

Please read the installation instructions carefully before installation, and follow the prompts to strict specifications to operate

1. Make sure that power is turned off before installation to ensure safety.
2. By mounting holes on the mounting bracket product can be directly screwed to the mounting pole or wall mounting.
3. After fixing a good product, you can slightly loosen the screws on both sides of the bracket, and then convert the bracket to adjust the illumination angle of the lamp.
4. Working environment temperature -25°C --- $+45^{\circ}\text{C}$. Humidity: 10% -90% RH.
5. Wiring joints, please do the installation of lighting waterproof seal 5. measures to prevent water and drain.
6. The non-dimming lighting fixtures, do not connect with any standard dimmer.
7. Please find a professional electrician to install, greeting connect wiring according to instructions on the label, make sure that a good grounding.

Caution:

1. This product is LED lamps protection class IP65, it is not suitable for swimming pools or other underwater sites.
2. To ensure proper use, please do not change the LED lamp structure. Any adverse please contact the manufacturer sales staff.
3. Regular cleaning of the floodlight glass, in order to maintain good lighting translucent.
4. regularly floodlight housing and radiator dust cleaning, in order to maintain good heat dissipation.

Packaging, transportation and storage requirements:

1. Product and packaging have corresponding clearly marked, do not mix mix;
2. Transport outside the box in strict accordance with the standard, sealing, taping, labeling paste (product name, quantity and other information);
3. Storage Requirements: Be careful not to drop the heavy beat and dumping, severe stress within the glass may shatter;
4. Storage period: 3 years after the deadline must be qualified after re-examining longer be used.