



PHILIPS
LUMILEDS

Features


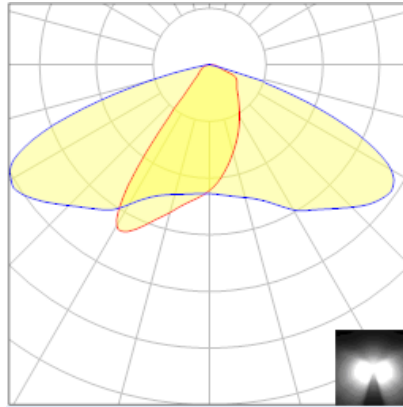
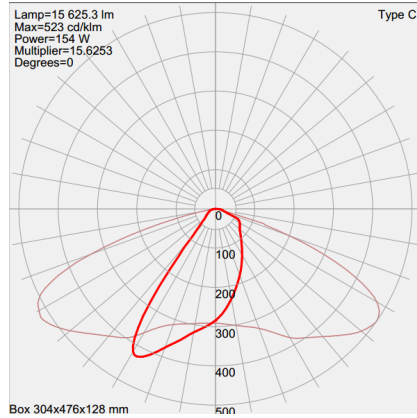
- ◇ Integrated design of driver box and arm
- ◇ The whole aluminum lamp is able to heat dissipation
- ◇ With two specifications of the light pole's back cover: Dia 60mm and Dia 40mm
- ◇ With a protection grade reaching IP67
- ◇ It can withstand a level 17 hurricane
- ◇ Philips Lumileds 3030 as Lights source, over 100lm/W out put and 70-90Ra.

Application



- * Roads; and secondary roads;
- * Branch; street; courtyard; plant;
- * Plaza; Park; residential area roads,
- * Street lighting.


Light Distribution Curve



SPEC Date Sheet

SKU	WQF-TYDG30W	WQF-TYDG40W	WQF-TYDG60W	WQF-TYDG90W	WQF-TYDG120W	WQF-TYDG150W
Power	30W	40W	60W	90W	120W	150W
Lumen	3000~3300	4000-4400	6000~6600	9000-9900	12000-13200	15000-16500
Power factor	>0.90	>0.90	>0.90	>0.90	>0.90	>0.90
Input voltage	85-277 VAC	85-277 VAC	85-277 VAC	85-277 VAC	85-277 VAC	85-277 VAC
Product Size	366*135*85	366*135*90	432*160*90	432*160*90	632*215*90	632*215*90
CCT	2700K ~ 7000K					
Socket Size:	40mm/60mm					
CRI	Ra=80~90					
Luminous efficiency	100~110 lm/w					
LED brand	PHILIPS SMD3030					
Housing color	Silver					
IP grade	IP65					
Beam angle	70°*140°					
Material	Aluminum					
Working temperature	-30°C ~ +45°C					
Lifespan	50000 Hours					
Warranty	3 Years with CE listed Driver and 5 years with Mean Well Driver					

LED Heat sink



Two specifications of the light pole's back cover, the lamps can be used more widely



60mm



40mm

Product Packing and Dimension

SKU	Power	PCS/ CTN	Net Weight	Gross Weight	CBM
WQF-TYDG30W	30W	1	1.5 KG	1.85 KG	415*190*145mm \approx 0.0115 m ³
WQF-TYDG40W	40W	1	2 KG	2.2 KG	415*190*145mm \approx 0.0115 m ³
WQF-TYDG60W	60W	1	2.9 KG	3.2 KG	475*215*145mm \approx 0.0148 m ³
WQF-TYDG90W	90W	1	4 KG	4.3 KG	475*215*145mm \approx 0.0148 m ³
WQF-TYDG120W	120W	1	4.3	4.5 KG	685*270*145mm \approx 0.0269 m ³
WQF-TYDG150W	150W	1	4.3 KG	4.5 KG	685*270*145mm \approx 0.0269 m ³